

Characteristics




Sea water resistant, clear, glossy one component special varnish.

- abrasion-proof and resilient
- lead and chromate-free
- firm gloss
- weather resistant
- resistant to weak alkalis and acids
- resistant to household cleaning agents

Recommended Use

For varnishing wood and wooden objects on yachts and sport or leisure craft – inside and outside.

Processing/Application

	 Brush	 Roller	 Spray gun
Application methods:			
Ø Spray nozzle (mm):			1.5–1.8
Spraying pressure (bar):			2.5–3.5
Quantity (g/m ²):	120	120	100
Yield (m ² /litre):	10	10	7

Technical Data

Degree of gloss:	glossy
Thinning:	CLOURETHAN Thinner (add 20 % for spraying, otherwise as needed)
Working viscosity:	35 sec / DIN 4mm for spraying
Viscosity DIN 4mm:	160 sec
Solids:	52.5 %
Density (g/cm ³):	0.924

Drying

(at 20°C and 65% relative humidity)

dust dry:	1 hour
touch dry:	3–4 hour
recoating:	14 hours
fully hardened:	14 days

Cleaning

Clean tools immediately after use with EV-Thinner.

Storage/Disposal

Store in a cool place. The contents of opened containers should be transferred into small clean vessels. Varnish residues must undergo special treatment in compliance with the official regulations. The final determination must be coordinated through the regional waste utility.

Safety precautions

Do not drain into the ground water or sewage system.

Special Advice

CLOU Yacht Varnish is an oxidative drying varnish and should therefore only be applied as a normally thick coat to guarantee quick drying.

Wood rich in wood extractives influences the drying properties. On certain exotic woods like palisander, macassar, or mansonia CLOU Yacht Varnish does not dry very well or only very slowly. In such cases, insulation is recommended with the DD 28 priming mixture.

Test standards

Weather resistant according to DIN 53387
Lead and chromate-free according to DIN 55944
Coating material according to DIN 55 945
Tested according to DIN 53167/50021 (salt spray test)

Order information

Container sizes:	0.25 / 0.75 / 2.5 Liter
Item Code:	
Yacht Varnish	777.00000
EV Thinner	35070.00000

Yacht Varnish

Instructions for Use

Preparation

The surface of the wood must be dry and free from dirt, oil fat and sanding dust.

If carrying out refurbishment, clean the surface carefully, sand slightly (240 grain) and remove dust. Completely remove peeling and weathered coatings.

Using/Application

(Surface temperature > 15° C, residual wood humidity 8–12 %)

Sand wood with 150-180 grain.

Shake yacht varnish thoroughly before use.

First time coating

1. Priming

Depending on how absorbent the substrate is, thin the Yacht Varnish with 20-40% CLOURETHAN Thinner and prime the wood surface with a brush or a roller.

2. Undercoat

After allowing to dry for at least 14 hours sand using 240 grain.

Thin Yacht Varnish with 10-20% CLOURETHAN Thinner and apply one coat.

3. Final coat

Apply the final coat using unthinned Yacht Varnish. Between the coats and after a drying time of at least 14 hours sand using 240 grain.

Renovating

Completely remove peeling and weathered coatings then sand well.

Priming and undercoat should be carried out in the same way as described for a first time coating. If the old coating is still intact, a final coating is enough.

Application using the spraying method

The recommended application methods for Yacht Varnish are with a brush or roller. Application using a high pressure spray gun is however also possible. Nevertheless, care should be taken not to apply each coating too thickly in order to avoid problems when drying.

The working viscosity should be adjusted to 35 sec/DIN 4mm with CLOURETHAN Thinner.

Remarks

Yacht Varnish dries through oxidation, that is, by taking up atmospheric oxygen. Therefore, do not coat too thickly in order to ensure complete and fast hard drying.

The above information is of a non-binding nature and is based solely on our own tests and experience. The processing and directions for use should be adapted to prevailing working conditions where necessary. This Technical Data Sheet replaces all previous versions.

CLOU®